

(I)(a) Statement showing Shareholding Patterns

Partly paid-up shares	No. of partly paid-up shares	As a % of total no of partly paid-up shares	As a % of total no of shares of the company
Held by promoter / promoters group	--	--	--
Held by public	--	--	--
Total : =	--	--	--

Outstanding convertible securities	No. of outstanding securities	As a % of total no. of outstanding convertible secu.	As a % of total no. of shares of the company, assuming full conversion of the conv.secu.
Held by promoter / promoters group	--	--	--
Held by public	--	--	--
Total : =	--	--	--

Warrants	No. of warrants	As a % of total no. of Warrants	As a % of total no. of shares of the company, assuming full conversion of Warrants
Held by promoter / promoters group	--	--	--
Held by public	--	--	--
Total : =	--	--	--

Total paid-up capital of the company assuming full conversion of warrants and convertible securities 3900000



(I)(a) Statement showing Shareholding Pattern

Date Category Code	Category of Shareholder	Number of Shareholders	Total No. of Shares	No. of Shares held in DEMAT form	Tot Shareholding as % of Total No. of Shares		Shares Pledged or otherwise encumbered	
					As a % of(A+B)	As a % of (A+B+C)	No. of Shares	As a %

(A) Shareholding of Promoter and Promoter Group :

(1) INDIAN :

(a)	Individuals / HUF	2	136315	136315	3.58	3.58	--	--
(b)	Central Govt./State Govt.	--	--	--	--	--	--	--
(c)	Bodies Corporate	1	800000	800000	20.51	20.51	--	--
(d)	Financial Institutions / Banks	--	--	--	--	--	--	--
(e)	Any Other (specify)	--	--	--	--	--	--	--
Sub Total (A)(1) :		3	936315	936315	24.01	24.01		

(2) FOREIGN :

(a)	NRI / Foreign Individuals	--	--	--	--	--	--	--
(b)	Bodies Corporate	--	--	--	--	--	--	--
(c)	Institutions	--	--	--	--	--	--	--
(d)	Any Other (specify)	--	--	--	--	--	--	--
Sub Total (A)(2) :		--	--	--	0.00	0.00		

Total Shareholding of Promoter and Promoter Group, (A) = (A)(1) + (A)(2) :		3	936315	936315	24.01	24.01		
--	--	---	--------	--------	-------	-------	--	--

(B) Public shareholding :

(1) Institutions :

(a)	Mutual Funds / UTI	--	--	--	--	--	N.A.	N.A.
(b)	Financial Institutions / Banks	--	--	--	--	--	N.A.	N.A.
(c)	Central Govt. / State Govt.	--	--	--	--	--		



(1) (a) Statement showing Shareholding Pattern

Category Code	Category of Shareholder	Number of Shareholders	Total No. of Shares	No. of Shares held in DEMAT form	Tot Shareholding as % of Total No. of Shares		Shares Pledged or otherwise encumbered	
					As a % of (A+B)	As a % of (A+B+C)	No. of Shares	As a %
(d)	Venture Capital Funds	--	--	--	--	--	--	--
(e)	Insurance Companies	--	--	--	--	--	--	--
(f)	Foreign Institutional Invs. (FII)	--	--	--	--	--	--	--
(g)	Foreign Venture Capital Invs.	--	--	--	--	--	--	--
(h)	Any Other (specify)	--	--	--	--	--	--	--
Sub Total (B)(1) :		--	--	--	0.00	0.00		

(2) Non-institutions :

(a)	Bodies Corporate	45	2278125	2237550	58.21	58.21	N.A.	N.A.
(b)	Individuals -							
	i) Indv. shareholders holding nominal share capital upto Rs. 1 Lakh.	1217	92118	218	2.36	2.36		
	ii) Indv. shareholders holding nominal share capital in excess of Rs. 1 Lakh.	12	688658	688658	15.48	15.48		
(c)	Any Other (specify) :							
	Non Resident Indian	--	--	--	--	--		
	Trust	1	888	888	0.82	0.82		
	Others	--	--	--	--	--		
Sub Total (B)(2) :		1275	2963685	2839218	75.99	75.99		

Total Public shareholding :	1275	2963685	2839218	75.99	75.99	N.A.	N.A.
(B) = (B)(1) + (B)(2)							

TOTAL (A)+(B) ->	1278	3988880	3775525	100.00	100.00		
------------------	------	---------	---------	--------	--------	--	--



Name of the Company : VEGETABLE PRODUCTS LIMITED

Scrip Code :

As On Date : 31.03.2014

Page No. 4

(I)(a) Statement showing Shareholding Pattern


Category	Code	Category of Shareholder	Number of Shareholders	Total No. of Shares	No. of Shares held in DEMAT form	Tot Shareholding as % of Total No. of Shares		Shares Pledged or otherwise encumbered	
						As a % of (A+B)	As a % of (A+B+C)	No. of Shares	As a %

(C)

Shares held by Custodians and against which Depository Receipts have been issued

N.A. N.A.

GRAND TOTAL (A)+(B)+(C) -> 1278 3980000 3775525 100.00 100.00




(I)(b) Statement showing holding of securities (including shares, warrants, convertible securities) of persons belonging to the category "Promoter and Promoter Group"

Sri. Name of the No. Shareholder	Details of Shares held		Encumbered shares				Details of Warrants		Details of Convertible Securities		Total shares (including underlying shares assuming full conversion of warrants and convertible Sec. as a% of diluted share capital (XII)
	No. of Shares held (III)	As a % of grand total (A)+(B)+(C) (IV)	No. of Shares (V)	As a % (VI)	As a % of Grand Total (A)+(B)+(C) (I)+(a) (VII)	No. of Marr. held (VIII)	As a % (IX)	No. of Conver. Secur. held (X)	As a % (XI)		
1 ADITYA KUMAR DAGA	57700	1.48	—	—	—	—	—	—	—	1.48	
2 RAMESH CHANDRA DAGA	78615	2.02	—	—	—	—	—	—	—	2.02	
3 SILVERLAKE DEALERS PVT. LTD.	800000	20.51	—	—	—	—	—	—	—	20.51	
TOTAL ->	936315	24.01	0	0	0.00	0	0.00	0	0.00	24.01	



(I)(c)(i) Statement showing holding of securities (including shares, warrants convertible securities) of persons belonging to the category "Public" and holding more than 1% of the total number of shares

Srl. No. of Shareholder	Name of the Shareholder	Shares as a percentage of total No. of shares (i.e. Grand Total (A)+(B)+(C))		Details of Warrants		Details of Convertible Securities		Total shares (including underlying shares assuming full conversion of warrants and convertible Sec. as a% of diluted share capital
		No. of Shares held (III)	Statement at para (IV)	No. of Warr. held (V)	As a % (VI)	No. of Secur. held (VII)	No. of Conv. Securities (VIII)	
1	GUIDE DEALCOM PVT LTD	58275	1.29	—	—	—	—	1.29
2	KIRTI COMTRADE PVT LTD	58725	1.30	—	—	—	—	1.30
3	FASTLOW INFRA PROJECTS PRIVATE LIMITED	55000	1.41	—	—	—	—	1.41
4	MINDPOWER TOMERS PRIVATE LIMITED	58450	1.50	—	—	—	—	1.50
5	MANKRATH COMMERCIAL PRIVATE LIMITED	59800	1.53	—	—	—	—	1.53
6	ALERT COMDEAL PVT LTD	60800	1.56	—	—	—	—	1.56
7	DIANA COMDEAL PVT LTD	61000	1.56	—	—	—	—	1.56
8	FACTS DISTRIBUTORS PVT. LTD.	61500	1.58	—	—	—	—	1.58
9	NILANCHAL DEALCOM PVT LTD	70000	1.79	—	—	—	—	1.79
10	LOGAN IMPEX PVT LTD	86000	2.21	—	—	—	—	2.21
11	TARASSUM SUPPLIERS PRIVATE LIMITED	100000	2.56	—	—	—	—	2.56
12	MOSSIVE DEALCOM PVT LTD	100000	2.56	—	—	—	—	2.56
13	FRONTIER WANIJYA PVT LTD	170000	4.56	—	—	—	—	4.56
14	J. TAPARIA PROJECTS LIMITED	170000	4.56	—	—	—	—	4.56
15	ODSIS SYNTEX PVT. LTD.	170000	4.56	—	—	—	—	4.56
16	ODYSSE WANIJYA PVT LTD	170000	4.56	—	—	—	—	4.56
17	BIVOLTINE MERCANTILES PVT LTD.	170000	4.56	—	—	—	—	4.56
18	FABER TREXIM PRIVATE LIMITED	170000	4.56	—	—	—	—	4.56
19	PRIYANKA TREXIM AND COMMERCE PRIVATE LIMITED	170000	4.56	—	—	—	—	4.56
20	SILVERTOSSTREXIM PVT LTD	170000	4.56	—	—	—	—	4.56
21	MOORE ALAN	49025	1.26	—	—	—	—	1.26
22	SARITA SIRONIA	50000	1.28	—	—	—	—	1.28
23	AMJAN SENSUPTA	51700	1.40	—	—	—	—	1.40
24	SITARAM SHAN	57500	1.47	—	—	—	—	1.47
25	CHANCHAL SARKAR	50000	1.49	—	—	—	—	1.49
26	SANJIT DHAMA	50400	1.50	—	—	—	—	1.50
27	TANMOY HOSSEN	60000	1.54	—	—	—	—	1.54
28	TANNYA DEY	60500	1.55	—	—	—	—	1.55
29	KISHANLAL BHANSHI	61000	1.56	—	—	—	—	1.56
TOTAL ->		2746675	70.43	0	0.00	0	0.00	70.43



(I)(c)(ii) Statement showing holding of securities (including shares, warrants convertible securities) of persons (together with PAC) belonging to the category "Public" and holding more than 5% of the total number of shares of the company

Name of the shareholder(s) Sr. and the Persons Acting in No. Concert (PAC) with them	No. of Shares	Shares as a percentage of total No. of shares i.e Grand Total (A)+(B)+(C) indicated in Statement at para (1)(a) above	Details of Warrants No. of Marr. held As a %	Details of Convertible Securities No. of Conver. Secur. held		Total shares (including underlying shares assuming full conversion of warrants and convertible Sec. as a% of diluted share capital
				No. of Conv. Securities	Z.w.r.t total No. of Conv. Securities	
TOTAL ->	0	0.00	0	0.00		0.00



(I)(d) Statement showing details of Locked-in shares

Sr. No. Name of the Shareholder	Number of Locked-in Shares	Locked-in shares as a percentage of total Number of shares (i.e., Grand Total (A)+(B)+(C) indicated in Statement at para (1)(a) above)
---------------------------------	----------------------------	--

(1) Promoter :

1 SILVERLAKE DEALERS PVT. LTD.	800000	28.51
2 RAMESH CHANDRA DAGA	78615	2.82
SUB TOTAL (1) ->	878615	22.53

(2) Non-Promoter :


3 FRONTIER VANIJYA PVT LTD	170000	4.56
4 J. TAPARIA PROJECTS LIMITED	170000	4.56
5 OASIS SYNTEX PVT.LTD.	170000	4.56
6 ODYSSEY VANIJYA PVT LTD	170000	4.56
7 REVOLVING MERCANTILES PVT LTD.	170000	4.56
8 FABER TREXIM PRIVATE LIMITED	170000	4.56
9 PRIYANKA TREXIM AND COMMERCE PRIVATE LIMITED	170000	4.56
10 SILVERTOSSTREXIM PVT LTD	170000	4.56
11 TABASSUM SUPPLIERS PRIVATE LIMITED	100000	2.56
12 MASSIVE DEALCOMM PVT LTD	100000	2.56
13 LOGAN INPEX PVT LTD	86000	2.21
14 NILANCHAL DEALCOMM PVT LTD	70000	1.79
SUB TOTAL (2) ->	1780000	45.64

TOTAL (1+2) -> 2658615 68.17



(II)(a) Statement showing details of Depository Receipts (DRs)

Sr. No.	Type of outstanding DR (ADRs, GDRs, SDRs, etc.)	Number of outstanding DRs	Number of shares underlying outstanding DRs	Shares underlying outstanding DRs as a percentage of total number of shares (i.e., Grand Total (A)+(B)+(C) Statement at para (I)(a) above)
1	-	-	-	-
Total :-				



Name of the Company : VEGETABLE PRODUCTS LIMITED

Scrip Code : As On Date : 31.03.2014

Page No. 18

(II)(b) Statement showing Holding of Depository Receipts (DRs), where underlying shares are in excess of 1% of the total number of Shares

Sr. No.	Name of the DR Holder	Type of outstanding DR (ADRs, GDRs, SDRs, etc.)	Number of shares underlying outstanding DRs	Shares underlying outstanding DRs as a percentage of total number of shares (i.e., Grand Total (A)+(B)+(C) Statement at para (I)(a) above)
-	-	-	-	-
Total :-				

